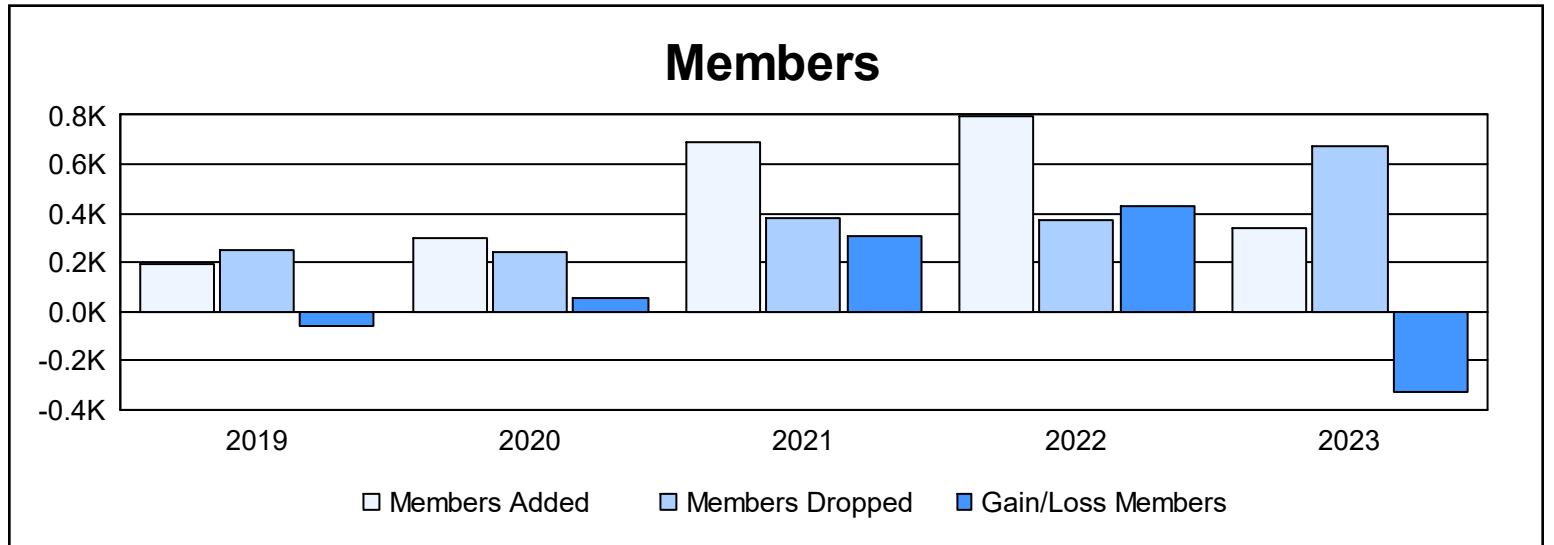
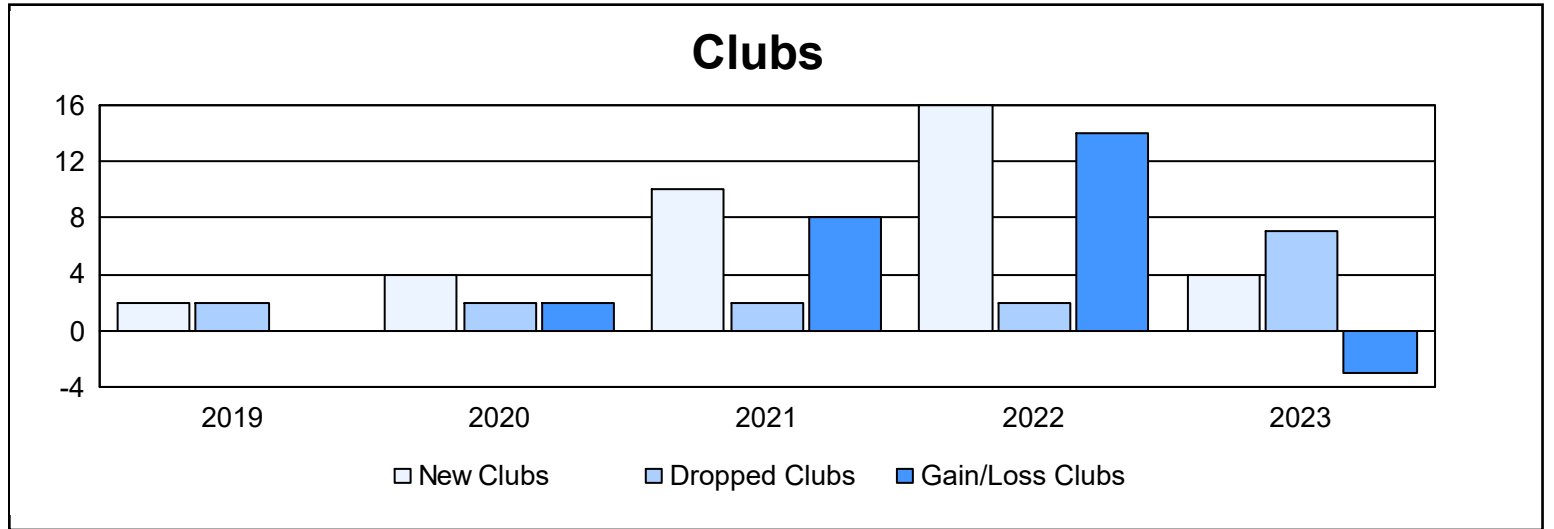
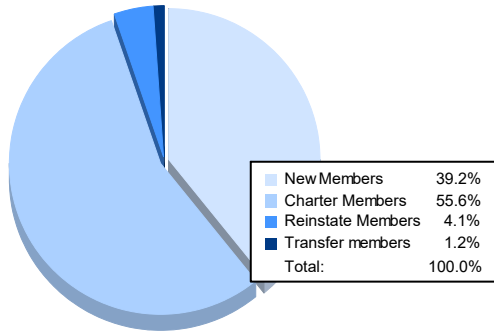


| Year | New Clubs | Dropped Clubs | Gain/ Loss Clubs | New Members | Charter Members | Reinstate Members | Transfer Members | Total Member Added | Total Members Dropped | Gain/ Loss Members |
|----------------|-----------|---------------|------------------|-------------|-----------------|-------------------|------------------|--------------------|-----------------------|--------------------|
| 2018-2019 | 2 | 2 | 0 | 121 | 53 | 16 | 0 | 190 | 251 | -61 |
| 2019-2020 | 4 | 2 | 2 | 199 | 92 | 9 | 1 | 301 | 244 | 57 |
| 2020-2021 | 10 | 2 | 8 | 364 | 297 | 23 | 2 | 686 | 378 | 308 |
| 2021-2022 | 16 | 2 | 14 | 332 | 421 | 42 | 4 | 799 | 371 | 428 |
| 2022-2023 | 4 | 7 | -3 | 134 | 190 | 14 | 4 | 342 | 674 | -332 |
| Average | 7 | 3 | 4 | 230 | 211 | 21 | 2 | 464 | 384 | 80 |



Membership Composition June 2023 Cumulative



Gender Composition June 2023 Cumulative

